



Pond Art



published by Artistic Landscaping Inc.

Fall 2021

Ponds are enjoyable season after season, yet there are always new ideas to enhance the scenery in and around your pond.


Some improvements include:

- adding hardy plants for long term beauty
- renewing beauty with easy seasonal maintenance
- monitoring the optimal balance of the water and pond life.

To reduce decomposing organic material from hurting your pond's bio-balance, use leaf netting to prevent leaves from dropping, floating, and decomposing in the pond.

As plants end their flowering cycle, trim away dying foliage and spent flowers to keep them looking their best and to avoid adding decomposing organic material to the pond.

Repot plants if the roots are beginning to grow through the pot. This is easiest before the plant becomes totally root-bound.




HARDY PLANT SUGGESTIONS

White arrow arum, grown for its handsome arrow-shaped leaves, calla lily flowers., followed by red berries; Vigorous grower.



Submerged Aquatics: By successfully competing with green water algae for available nutrients in the water, submerged aquatic plants are the key to naturally establishing and maintaining clear water. One bunch of these plants per square foot of water surface is a generally accepted formula. Keep submerged in icy water where they are not exposed to the freeze and thaw cycles at water's surface.



Hornwort: Lends beautiful colour, texture, and lushness to the water garden. Fine-leaved oxygenator that does not require planting. Excellent for fish spawn and fry. Fully hardy.

Part of your autumn maintenance is to prune them back below anticipated ice levels to prevent their freezing and turning to mush. Floating Plants: While providing interest to the water garden with texture, color and blooms,

Duckweed: tiny floating perennial, multiplies quickly, flourishes in the cooler temperatures of spring and fall.



these plants also help maintain water quality. Their roots remove dissolved mineral salts, which make them excellent natural filters.

Hardy Water Lilies: True perennial plants, with blossoms floating upon the water's surface, they are available in colours from red to near-black, as well as sunset shades that change over the bloom period. Their blooms open by midmorning and close by mid to late afternoon. As days shorten in the autumn, many varieties stay open until very late afternoon.

Marginal Aquatics: Soften the pond edges and blend the water garden into the surrounding landscape.



Hardy water lilies are available in a wide variety of colours and blooms.

Variegated water clover: Patterned leaves floating on the water's surface with a four-leaf clover effect. A good transition plant, growing in moist soil or in shallow water, in a contained growing area.



Bogbean: scrambling plant with lush growth, native to peat bogs. Typically slow growing, these plants can be lush once established.

Variegated Sweet flag: Cream-striped, swordlike foliage grows to 2-3'.





Shallow Water Blooms

To beautify the edges of natural ponds, plant a few water irises. There are many species of this herbaceous perennial which grows in the shallow margins of the water garden throughout the season.



Blue water iris

Blue water iris (*iris versicolor*) is an excellent accent, with sword shaped leaves topped by elegant blue blossoms.

Yellow water iris (*iris pseudacorus*) is another variety with large yellow blossoms. Prefers full sun.

A third variety, Southern blue flag iris (*iris virginica*), is similar to the blue water iris, although some growers consider it less easy to grow.

These species are very hardy plants, and can be left in place through the winter. Trim the dead foliage above the water level.


Divide and repot now, especially if you have a lot of roots growing through the pot. To divide, gently remove the root clump from the pot. Remove as much surplus soil as possible. To separate large clumps insert two forks back to back and prise apart, if the clump is not readily separated by hand. Each of these sections can be replanted to produce new plants.



Yellow water iris



Division



Products pertinent to the season

Pond Heaters and Bubblers: Generally required in ponds in our area to maintain oxygen transfer within the pond, to keep the pond healthy, and the fish healthy over the winter season. It works by allowing toxic gases that collect under the ice to escape, and oxygen to dissolve in the water. To maintain an open area in the water surface, install a thermostatically controlled pond heater. It will activate when ice begins to form around it. A pond heater is effective because it allows toxic gases to escape to the surface and oxygen to enter the water. Most heaters are designed with a guard to protect the pond liner, but all should be floated in the center of your pond.

Leaf netting is a protective cover to eliminate leaves falling into and decomposing in the pond. Toxins released through this process are harmful to your water plants and fish, so the netting provides a nearly invisible barrier. Clean off the netting periodically through the fall season.

For additional assistance in breaking down small particles in the water, use Micro-be Lift Autumn Prep. Natural enzymes provides sustained biological activity in cooler temperatures, helps to jump start pond to a healthier environment in spring, helps to maintain a healthy immune system for your fish during winter months.

Spring & Fall Fish Food: Fish eat less in cool water, as their metabolism slows down. This product (wheat germ based) is ideal for feeding your fish in water temperatures as low as 10C, as it is easier to digest.

Do not feed your fish at all in temperatures less than 10C.



Come see us for all your

FALL
Pond Products